

888/225-7669 • 909/923-2804 • Fax: 909/923-2868

# California Pony Cars

Check out our all new '05-'08 Mustang parts!

Visit us online at:


calponycars.com

Official Licensed Product



Dealer  
inquires  
invited

Quality replacement wheels for early and late model Mustangs. Manufactured from premium quality, light weight cast aluminum. This SS style wheel is a beautiful chrome plated version of the original 14x5" steel wheel offered on 1965-'67 Mustangs.



Avail. in 14 x 5.5, 17 x 8, Natural or Black finish includes center cap and lug nuts

Avail. in 14 x 5.5, 17 x 8, 20 x 9, and 20 x 10, chrome plated, cast aluminum wheels feature painted covers and stylized lug nuts

Here's what the PRO'S know:

Improve the look with Cal Pony Cars' Fuel Rail and Fuse Box Cover kits



Shock Tower Covers



Hood Lift Kit

Molded in black textured finish to match OEM radiator cover panel



Stripe Kit

Early model stripe kit fits perfectly up to the 2005-'08 GT's

Early model retro-fitted badge fits your late model Mustang for that great classic look

GT Badge



Our new Hood Lift Kit improves hood operation, achieving a cleaner look and eliminates the stock prop rod




Get 'em while they're hot!

Chrome  
Taillight  
Bezel



2005-'08  
Removable Window Louvers



Other styles available

Cold Air  
Intake  
Box



Adds style and performance to your 205-08 Mustang GT. It can also add 18 hp and increase your mileage up to 1.5 mpg

Coil-Over  
Springs


Height adjustable (1-3 range) suitable for track, yet comfortable enough for the street



## NXT Generation Wheels

Your #1 source for quality Mustang reproduction parts introduces...

# California Pony Cars



When the first Mustangs rolled off the assembly line in 1965 with the optional styled Steel Wheels, owners and enthusiasts alike were captivated by this spectacular and unique looking wheel. Today, the appeal is as strong as ever. NXT Generation Wheels has captured the essence of the early "Styled Steel" wheel with their latest interpretation of the 'SS' wheel available in 17x8, 20x9, and 20x10" sizes. Various offsets are available to fit as direct replacements for 1964-1/2 to 2007 Mustangs and other cars with 5x4.5" bolt patterns.