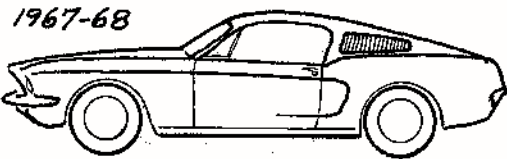
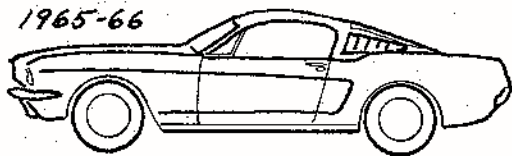



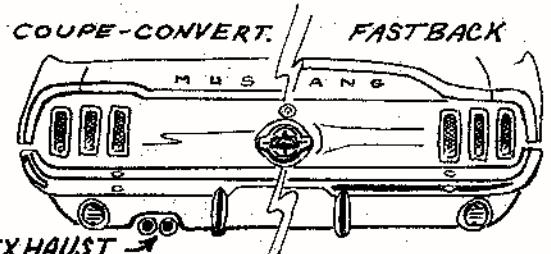
1967 CONVERTIBLE

1967



NEW ROOF SILHOUETTE ON 2+2


1967 INTRODUCED
390 4V V-8 IN MUSTANG
289 2V / 4V AND 4V HI-PO
STILL MOST POPULAR. 200-6
BASE ENGINE 1967-68



GT EXHAUST →

REAR VIEW
67-68

NEW "C" SIDE STRIPE
FOR 1968




FRONT SIDE MARKER
LITES IN 1968

1968 GT COUPE

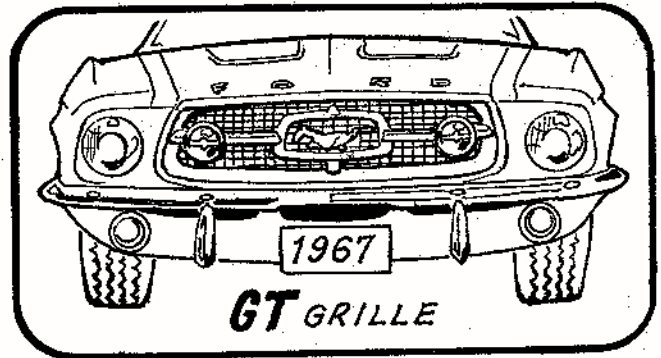
1968 HAD
RECTANGULAR (EARLY)
AND OVAL (LATE)
REAR QUARTER PANEL
REFLECTORS

1967 GT FASTBACK




GT STRIPE ON SIDE

302 4V WAS MOST
POPULAR ENGINE FOR 1968
289 2V, 390 4V AND
427 4V WERE AVAILABLE



GT GRILLE

1968



1968
FASTBACK

SIDE TRIM IN SCRIPT

Mustang

auto art by KASPAR