

... LOSERS WEEPERS!

by Tracy Harrell

Coming back to an empty parking spot where my street driven '65 GT convertible should be is an almost constant worry. Like many street driven Mustangs, mine is worth enough parted-out to make it a likely candidate for some "Chop-Shop" car thief.

After researching available Anti-Theft Systems, I decided on the GARD-A-CAR, a simple and cheap theft prevention device. The GARD-A-CAR is a simple system which is inserted into the ignition system between the coil and the distributor. The GARD-A-CAR is activated by an ON-OFF switch. In the ON position the car will crank normally and run for 10 to 20 seconds before stalling out. By this time a would be car thief would have gotten the car out of its parking space, and be blocking traffic in a stolen car with an inoperable ignition system enough to send all but the most determined thief packing! Once the car is cranked with


the GARD-A-CAR switch in the ON position, the circuit breaker adjacent to the ON-OFF switch must be re-set before the car will crank again.

Installation of the GARD-A-CAR is also simple, with placement of the ON-OFF switch being the most critical factor. I chose the trunk as the best location for the unit in my convertible.

The access hole under the trunk mat was made to order spot for such an installation. I used the unit as a template to drill the two mounting holes outside the access hole, then mounted the unit inside the access hole — hard to spot (but easy to reach) even with the trunk mat pulled back.

Routing the wiring forward under the rear seat, under the drivers-side scuff plate, and behind the kick panel required only a Phillips screwdriver.

Routing through the firewall can be tough, but I used my Mustangs back-up light wiring access hole. I then taped the




wires with the water temp. and oil pressure wiring laying on the intake manifold. Careful taping and routing make this extra wiring less noticeable.

Splicing these two wires into the coil-distributor wire is the final step in the installation. I soldered all connections to prevent any increased resistance in this critical circuit.

The finished installation is neat, barely noticeable, and easily operated. The extra peace-of-mind is well worth the \$24.95 price of the GARD-A-CAR and the 3-4 hours required for installation!

GARD-A-CAR is available from most auto electronics dealers, or from GARD-A-CAR, Inc., 9505 Groh Road, Grosse Ile, MI 48138 (313) 671-0478.





Well hidden . . .

. . . but easily accessible!



GARD-A-CAR is simple, effective theft prevention device.



Careful taping and routing are essential.

“Loop” in coil-distributor wire is only clue to GARD-A-CAR installation.

MT

BASIC MUSTANG SPECIFICATIONS

YEAR MODEL	1964½ to 1966	1967 and 1968	1969 and 1970	1971 to 1973	1974 to 1978	1979 to PRESENT
Overall Length	181.6	183.6	187.4	189.5	175.0	179.1
Overall Width	68.2	70.9	71.3	74.1	70.2	69.1
Overall Height	51.1	51.6	51.2	50.8	49.9	51.5
Wheelbase	108.0	108.0	108.0	109.0	96.2	100.4
Front Tread	55.4	58.0	58.5	61.5	55.5	56.6
Rear Tread	56.0	58.0	58.5	61.0	55.5	57.0
Curb Weight, lbs.	2562	2695	2832	3087	2679	2516
Trunk Space, ft.	8.9	9.3	9.8	9.5	6.7	10.0
Fuel Tank, gal.	16.0	17.0	20.0	20.0	13.0	12.5

All dimensions in inches.